



**Foundations of Trustworthy AI – Integrating Reasoning, Learning and Optimization**

**TAILOR**

**Grant Agreement Number 952215**

**Integration of TAILOR Assets with AI4EU v.1  
Progress Report**

<b>Document type (nature)</b>	Report
<b>Deliverable No</b>	11.1
<b>Work package number(s)</b>	11
<b>Due Date</b>	February 28, 2022
<b>Responsible Beneficiary</b>	UCC, ID #4
<b>Author(s)</b>	Gabriel González Castañé, Melissa Brunner, Barry O'Sullivan
<b>Publicity level</b>	Public
<b>Short description</b>	Coordination and Integration of TAILOR initiatives and activities with the AI-on-demand platform

History			
Revision	Date	Modification	Author
Version 1	04 May 2022	-	Gabriel González Castañé, Melissa Brunner, Barry O'Sullivan
Version 1	04 May 2022	Resubmitted on formal grounds	Gabriel González Castañé, Melissa Brunner, Barry O'Sullivan

Document Review		
Reviewer	Partner ID / Acronym	Date of report approval
Philipp Slusallek	DFKI	3-05-2022
Joaquin Vanschoren	TUE	27-04-2022

## Table of Contents

Summary of the report	2
Tables	3
Figures	3
1. Introduction to the Deliverable	4
2. Objective	5
3. Work Package Outputs for Integration	6
4. Integration of TAILOR Assets with the AI-on-Demand Platform	7
Elements of the AI-on-Demand Platform	7
Accessing the Platform to Integrate Content	7
Integration of TAILOR in the Community Element of the Platform	10
Integration of News and Events	13
Integration of AI Assets and Research Bundles	16
Integration of Open Calls and Expression of Interest	20
Integration of Courses	22
Roles and Publication Process	25
ANNEX 1	28

## Summary of the report

The research, networking, and connectivity activities of the TAILOR network will produce assets that will provide great value for the AI-on-demand platform. These assets must be integrated with and built upon the AI-on-demand platform. This report describes how TAILOR initiatives and activities will be coordinated and integrated with the AI-on-demand platform.

## Tables

Table 1 Integrating TAILOR Milestones with AI-on-demand	25
Table 2 Integrating TAILOR Deliverables with AI-on-demand	26

## Figures

Figure 1 EU Login	8
Figure 2 AI-on-demand Login - Menu	8
Figure 3 AI-on-demand platform - Login Page	9
Figure 4 Signing into the AI-on-demand platform	9
Figure 5 AI-on-demand - My profile	10
Figure 6 AI-on-demand - My content	10
Figure 7 AI-on-demand - Projects Page	11
Figure 8 AI-on-demand - TAILOR Project Page	12
Figure 9 AI-on-demand - Collaboration Page: News and Events	13
Figure 10 AI-on-demand - Add Event	14
Figure 11 AI-on-demand - Event Example page	15
Figure 12 AI-on-demand - Add News	16
Figure 13 AI-on-demand - Collaboration Page: AI Assets	17
Figure 14 AI-on-demand - Add AI Asset	18
Figure 15 Collaboration Page - Research Bundle	19
Figure 16 AI-on-demand – Add a Research Bundle	19
Figure 17 AI-on-demand - Collaboration Page: Open Call	20
Figure 18 AI-on-demand - Add an Open Call	21
Figure 19 AI-on-demand - Collaboration Page: Education Content	22
Figure 20 AI-on-demand - Add Education Content	24
Figure 21 Editorial and Publication Process (from the user guide of the AI-on-demand platform)	28

## 1. Introduction to the Deliverable

This Deliverable aims to provide the guidelines for the Tailor Network of Excellence to facilitate the upload of contents onto the current AI on demand platform – at the date of submission of this document.

It is important to remark that also other activities have been performed within Task 11.1. Foremost among these are:

- The collection of requirements and features from some key WPs – 1,2,7,8,9, and 10.
- The incorporation of Tailor as a project to the AI4EU list of projects
- The organisation of several agreements and support between the Tailor WP8 and the AI4EU pilots.
- The support of a repository of assets by creating the cooperation channel for engagement between WP5 on knowledge representation with the AI4EU and ICT-49 projects and their working group on Ontologies.

As the AI4EU platform was delayed and there was a reduced number of developers that were actively working on the AI4EU platform, the process of integrating AI Assets was moved to a later time. In addition, the network selected within the 4 Networks of Excellence for testing some AI assets, through tools like research bundles, was HumanE AI Net, as it had the best resources to execute this integration. Only now has it become possible to incorporate AI Assets into the platform.

The core of this deliverable is defining how to make the Integration of TAILOR assets with the AI-on-demand platform efficient and how this is facilitated through the Collaboration page of the platform. This guide, along with the basic TAILOR project infrastructure that has been created on the platform will facilitate and increase the integration of future TAILOR assets with the platform.

This deliverable opens with an introduction to the elements of the AI-on-demand platform, how to access the platform to integrate content and the TAILOR page of the platform. While TAILOR is able to integrate a variety of assets such as case studies and documents, this deliverable will focus on how to integrate News and Events, AI Assets and Research Bundles, Open Calls and Courses. To conclude, the deliverable provides an overview of how different milestones and deliverables can be integrated with the platform, as well as an overview of roles and the publication process.

## 2. Objective

The EU objective behind the integration of TAILOR assets with the AI-on-demand platform is the consolidation of AI-related knowledge, assets, and tools in the AI-on-demand platform to facilitate access and counteract fragmentation of AI in Europe. This integration will contribute to increasing knowledge and awareness of different aspects of AI across Europe.

The objective aligned with the Integration of TAILOR Assets with AI4EU is the following:

- OB6: Increase Knowledge and Awareness of the Foundations of Trustworthy AI across Europe
  - o #6.1 contributions to AI-on-demand platform

### 3. Work Package Outputs for Integration

The TAILOR project will produce a variety of assets and organise multiple courses and events that will enrich the AI-on-demand platform. This includes algorithms, research bundles, Funding opportunities and Expressions of Interest. The outputs from the following TAILOR WPs are relevant for the integration with the AI-on-demand platform:

- WP2 Strategic Research and Innovation Roadmap
  - Roadmap to help inform European stakeholders about the research priorities identified
  - Benchmarks and competitions
- WP3 Trustworthy AI
  - Meaningful narratives, visualisations/summarization for Explainable AI Systems
  - Algorithms, and other study outputs (e.g., Handbook on Trustworthy AI)
- WP4 Integrating AI Paradigms and Representations
  - Foundations, techniques, algorithms, and tools for integrating learning, reasoning, and optimization
- WP5 Deciding and Learning How to Act
  - Foundations, techniques, algorithms, and tools for allowing autonomous AI agents to decide and learn how to act
- WP6 Learning and Reasoning in Social Contexts
  - Foundations, techniques, algorithms, and tools to for social AI
- WP7 Automated AI
  - AutoAI Benchmarks
- WP8 Industry, Innovation and Transfer program
  - Workshops, hackathons and benchmarks, industrial innovation programme and industrial outreach
- WP9 Network collaboration
  - AI-driven collaboration tools
- WP10 Connectivity Fund
  - Connectivity Fund calls
- WP12 Dissemination and Outreach
  - Communication material and activities

## 4. Integration of TAILOR Assets with the AI-on-Demand Platform

### Elements of the AI-on-Demand Platform

The AI-on-demand platform consists of eight main elements: *Home*, *AI Community*, *Business and Industry*, *Research*, *Education*, *Ethics*, *Services*, and *News and Events*. The first element of the platform is the homepage. The current homepage, which was recently updated, provides links for four different user-groups: SMEs, Technology Providers, Researchers and DIHs, as well as a link to a collaboration page. This collaboration page is the key to the integration of TAILOR assets with the AI-on-demand platform as it enables the TAILOR project to directly add assets to the platform. The detailed process for adding TAILOR assets to the AI-on-demand platform is described in the different sections below. The elements of the platform that are most relevant to the integration of TAILOR assets with the platform are AI Community, Business and Industry, Research, Education, and News and Events.

In the *AI Community element*, the TAILOR project can contribute by enriching the platform with organisations and projects to connect the European AI community. The Business and Industry element provides TAILOR with the opportunity to share its Expressions of Interest and other funding opportunities as well as case studies. In the *Research element* the TAILOR project will be able to add AI assets and research bundles, while the *Education element* provides an opportunity for TAILOR to share its education related outputs including courses. Lastly, the *News and Events element* enables the TAILOR project to enrich the platform with events organised by TAILOR such as its workshops and to announce other AI- and project-related news.

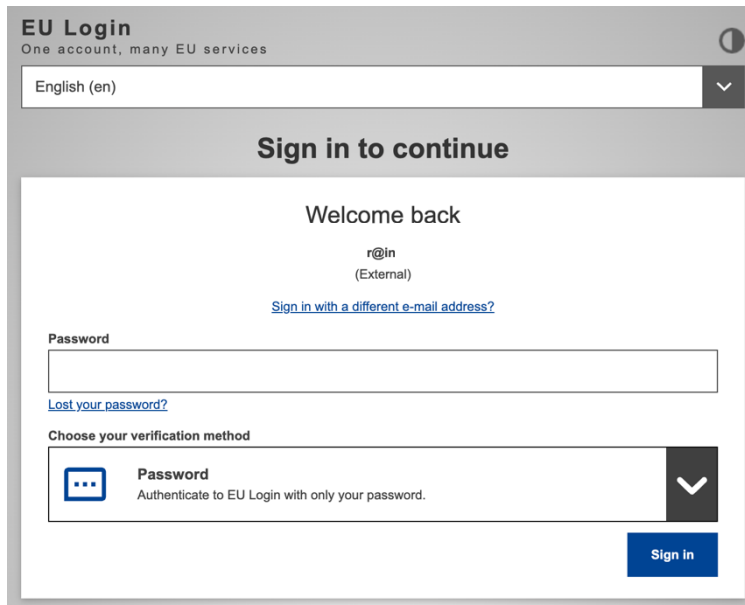
### Accessing the Platform to Integrate Content

To be able to integrate TAILOR assets with the AI-on-demand platform through the Collaboration page an EU login is required. The EU login is the European Commission's single sign-on user authentication service. Only by logging on to the platform with the EU login will TAILOR partners be able to integrate assets.

For those partners that already possess a login for the platform, it is recommended they use the same email address for the new EU login procedure to facilitate identification and to seamlessly map accounts. In this way, partners can get an overview of their content, i.e., the resources they already uploaded.

To sign into the platform partners can follow the steps below:

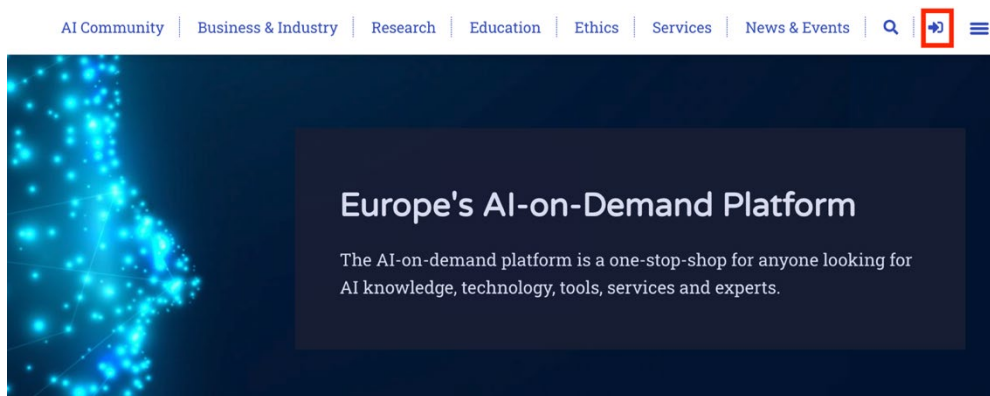
1. For partners that do not already have an EU login, they may create an account at <https://webgate.ec.europa.eu/cas>



The image shows the EU Login interface. At the top, it says "EU Login" and "One account, many EU services". Below this is a language selector showing "English (en)". The main heading is "Sign in to continue". The content area says "Welcome back" followed by "r@in (External)" and a link "Sign in with a different e-mail address?". There is a "Password" input field and a link "Lost your password?". Below that is a section "Choose your verification method" with a "Password" option selected, described as "Authenticate to EU Login with only your password." and a "Sign in" button.

*Figure 1 EU Login*

2. Click on the symbol with the arrow in the top right corner on the AI-on-demand



*Figure 2 AI-on-demand Login - Menu*



3. Click on the blue EU Login button

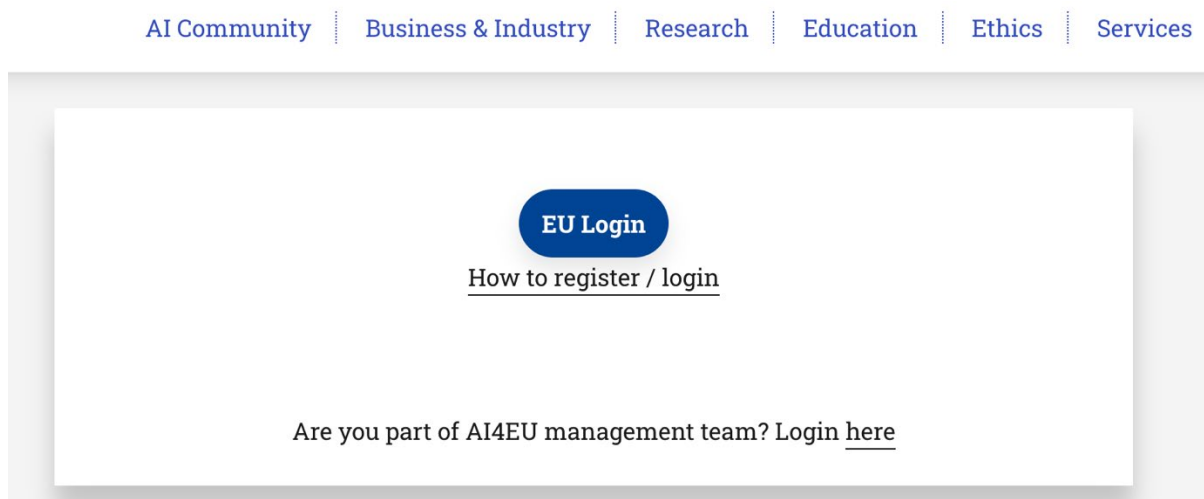


Figure 3 AI-on-demand platform - Login Page

4. Sign in using your EU login

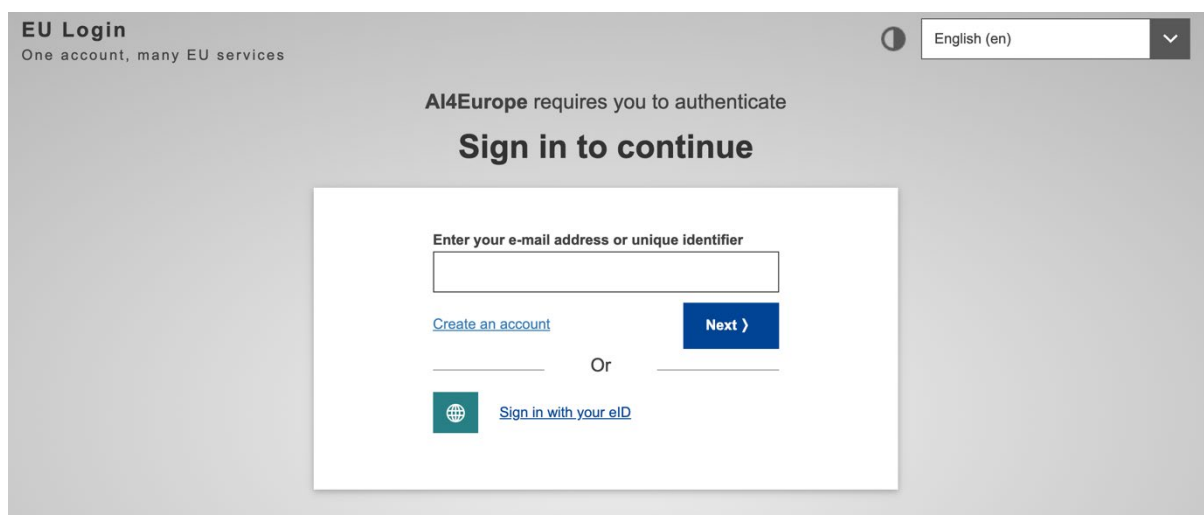
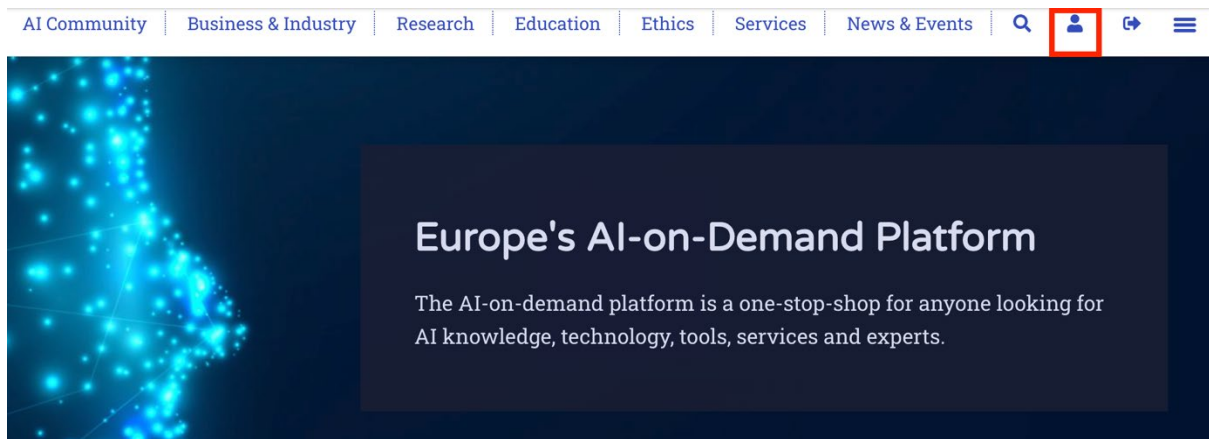


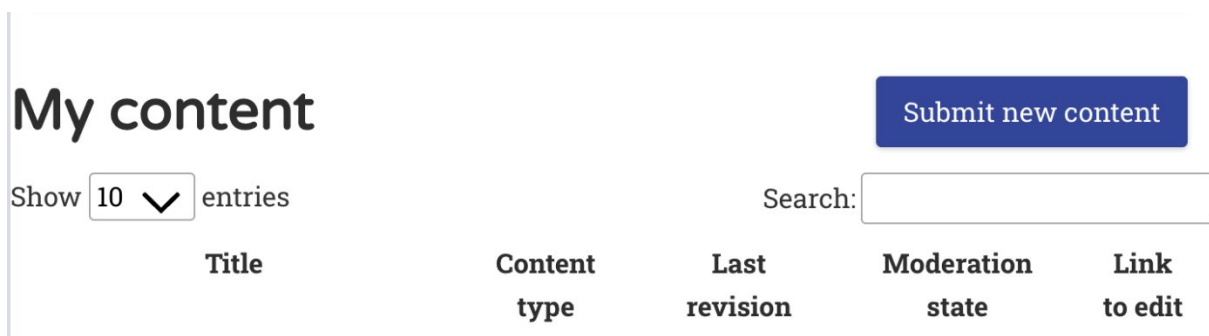
Figure 4 Signing into the AI-on-demand platform

5. Once logged in, your content and account details can be found by clicking on the person icon in the top right corner



*Figure 5 AI-on-demand - My profile*

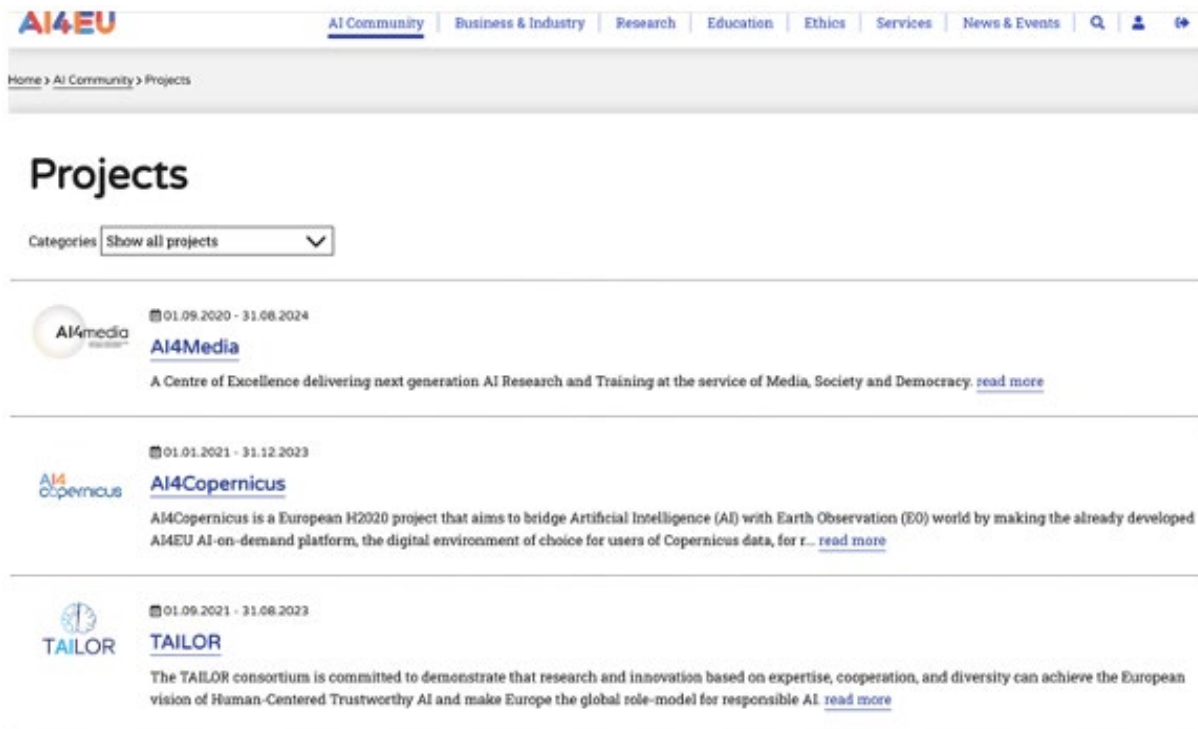
6. In your account you will then find an overview of the content you have previously submitted along with its moderation state (e.g., published or under review). This page also provides a blue button for submitting new content.



*Figure 6 AI-on-demand - My content*

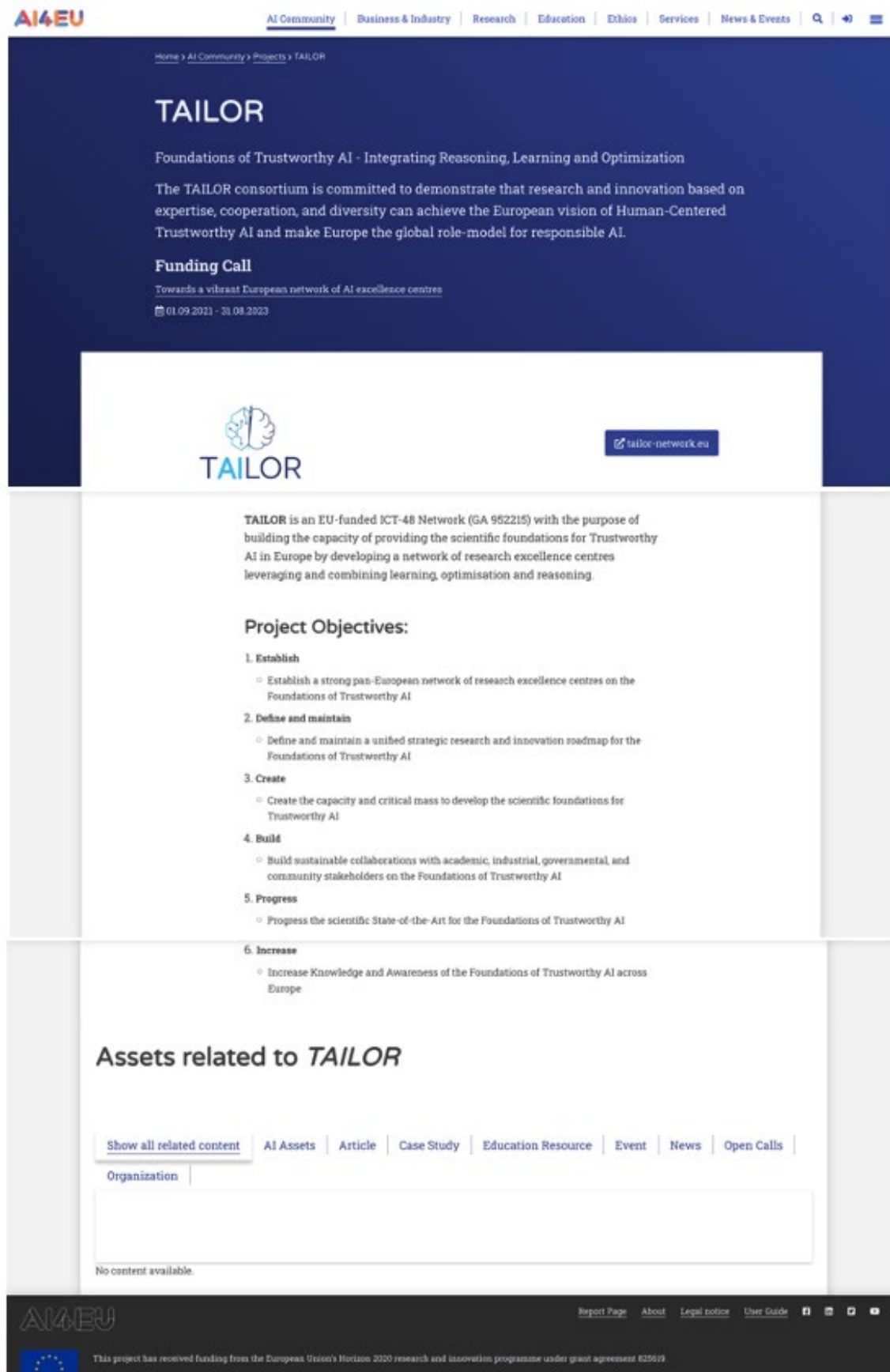
## Integration of TAILOR in the Community Element of the Platform

The *AI Community element* of the AI-on-demand platform provides a section for projects and organisations. The TAILOR project has been integrated into the AI-on-demand platform as shown in the images below. This first image shows TAILOR in the project list of the AI-on-demand platform.



*Figure 7 AI-on-demand - Projects Page*

Selecting the TAILOR programme from this list opens a link to a page dedicated to TAILOR on the AI-on-demand platform. As seen below, this page provides a short overview of the project including a project description, TAILOR's objectives, a link to the TAILOR website and an overview of TAILOR's assets and content that have been integrated with the platform. After content is uploaded, it can be assigned to a project through Nodes so that all TAILOR-related content can be found through the TAILOR project page on the AI-on-demand platform. On the platform these Nodes are different topics that link all content related to the certain topic so that this is easily accessible on the platform. For example, all Open Call related information is linked through the Node "Open Calls". Such Nodes can be added by all the "members" of the TAILOR project, i.e., the creator of the project and other users who are assigned as members of TAILOR using the "Add content item entities" option.



**AI4EU** | [AI Community](#) | [Business & Industry](#) | [Research](#) | [Education](#) | [Ethics](#) | [Services](#) | [News & Events](#) | [Search](#) | [Menu](#)

[Home](#) > [AI Community](#) > [Projects](#) > **TAILOR**

# TAILOR


Foundations of Trustworthy AI - Integrating Reasoning, Learning and Optimization

The TAILOR consortium is committed to demonstrate that research and innovation based on expertise, cooperation, and diversity can achieve the European vision of Human-Centered Trustworthy AI and make Europe the global role-model for responsible AI.

## Funding Call

[Towards a vibrant European network of AI excellence centres](#)

📅 01.09.2021 - 31.08.2023


[tailor-network.eu](https://tailor-network.eu)

**TAILOR** is an EU-funded ICT-48 Network (GA 952215) with the purpose of building the capacity of providing the scientific foundations for Trustworthy AI in Europe by developing a network of research excellence centres leveraging and combining learning, optimisation and reasoning.

### Project Objectives:

- 1. Establish**
  - Establish a strong pan-European network of research excellence centres on the Foundations of Trustworthy AI
- 2. Define and maintain**
  - Define and maintain a unified strategic research and innovation roadmap for the Foundations of Trustworthy AI
- 3. Create**
  - Create the capacity and critical mass to develop the scientific foundations for Trustworthy AI
- 4. Build**
  - Build sustainable collaborations with academic, industrial, governmental, and community stakeholders on the Foundations of Trustworthy AI
- 5. Progress**
  - Progress the scientific State-of-the-Art for the Foundations of Trustworthy AI
- 6. Increase**
  - Increase Knowledge and Awareness of the Foundations of Trustworthy AI across Europe

## Assets related to TAILOR

[Show all related content](#) | [AI Assets](#) | [Article](#) | [Case Study](#) | [Education Resource](#) | [Event](#) | [News](#) | [Open Calls](#) | [Organization](#)

No content available.

**AI4EU** | [Report Page](#) | [About](#) | [Legal notice](#) | [User Guide](#) | [Facebook](#) | [Twitter](#) | [LinkedIn](#) | [YouTube](#)

This project has received funding from the European Union's Horizon 2020 research and innovation programme under grant agreement 825619.

Figure 8 AI-on-demand - TAILOR Project Page

## Integration of News and Events

TAILOR is organising multiple events such as theme development workshops, the TAILOR Summer School, and the TAILOR Conferences. Such events can all be integrated with the AI-on-demand platform through the collaboration page.

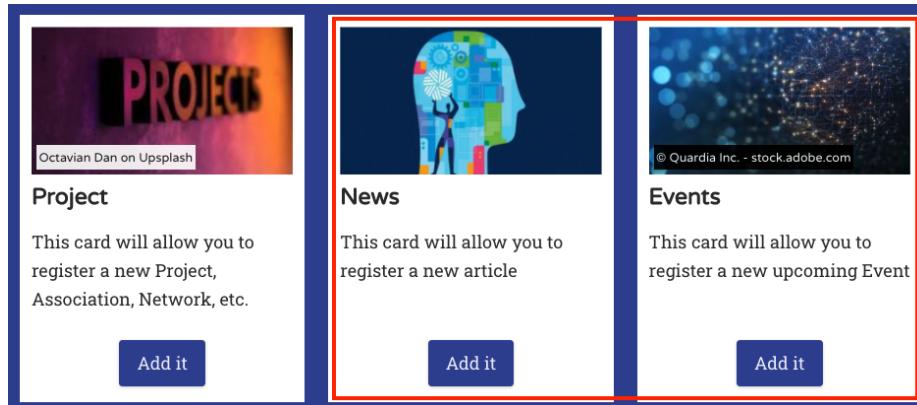


Figure 9 AI-on-demand - Collaboration Page: News and Events

When adding an event by filling out the boxes depicted in the image below, different business categories can be chosen so that the event is linked to different verticals on the platform. For example, the AI for Future Manufacturing workshop could be added under the business category “Manufacturing” which would then link the event to the Manufacturing vertical of the “Explore AI Market Verticals” page of the Business and Industry section of the platform.

## Add your Event

**Title \***

The title of your event.

**Summary \***

**Description \***

The field **Summary** is a short summary of your event and will be shown in all teasers.

The field **Description** is the main text of your event.

**Date**

Start date

End date

Please insert the dates in CET time. [You can convert your time to CET here](#)

**Media**

No media items are selected.

Add media

Please upload or select a image here that will be shown in all teasers and as the main image in your event.  
One media item remaining.

**Type of event**

☐ AI Event
   
☐ Web Café

Please select the type of your event.

**Business Category**

Agriculture
   
 Cloud, Edge and Infrastructure
   
 Cultural Heritage
   
 Earth Observation

If your event is related to a business category, please select one or more in this list.

**URL**

Start typing the title of a piece of content to select it. You can also enter an internal path such as `/node/add` or an external URL, such as `http://example.com`. Enter `<front>` to link to the front page. Enter `<noLink>` to display link text only. Enter `<button>` to display keyboard-accessible link text only.

**Link text**

**Speakers**

Add new Speaker

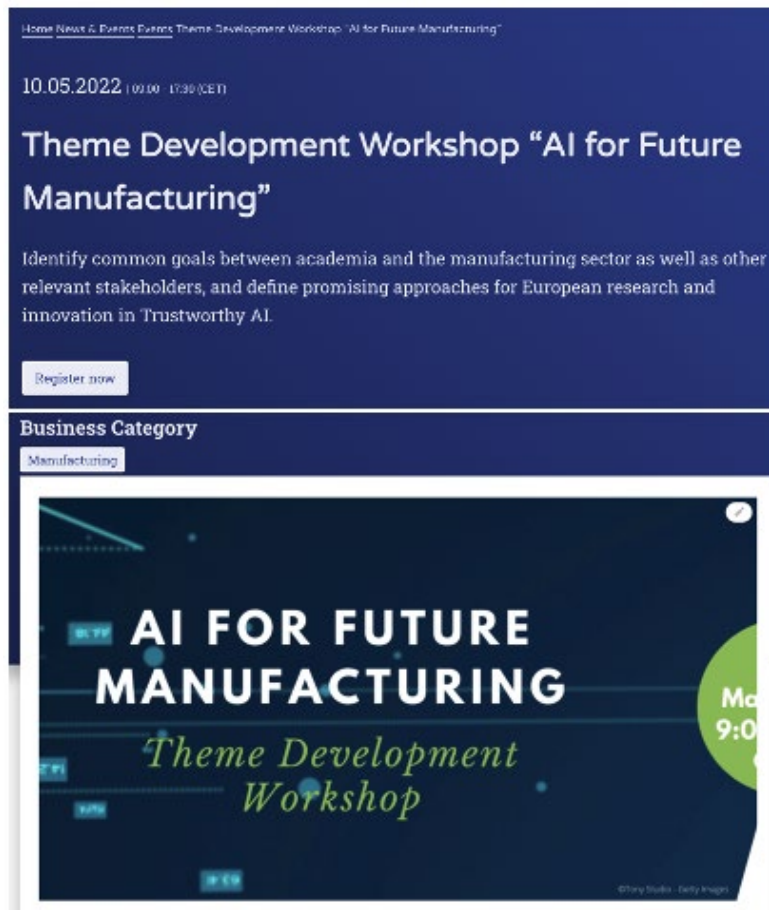
Add existing Speaker

If you want to mention the speakers of your event, please add or select them here.

Figure 10 AI-on-demand - Add Event

Once an event has come to an end, the event on the AI-on-demand platform can be edited to include links to materials from the event such as slides and recordings.

An example of a TAILOR event that has been integrated with the AI-on-demand platform can be found in the images below.



*Figure 11 AI-on-demand - Event Example page*

In addition to creating an event on the AI-on-demand platform it is also recommended that a News entry is added to describe the event or any other news item that TAILOR wants to

### Add News

**Title \***

The headline of your news.

The headline of your news.

**Source**

Add the source of your editorial content. Eg. link to organisation, project etc.

**Summary \***

**Body \***

share and disseminate. As shown in the images below, when adding a news item there is also the possibility to link this news to different business verticals by selecting from the Business Category.

The field **Summary** is a short summary of your article and will be shown in all teasers.  
 The field **Body** is the main text of your news article.

**Media**

No media items are selected.

Add media

Please upload or select a image here that will be shown in all teasers and as the main image in your news article.

One media item remaining.

**Category**

- Please select  
 Research  
 - Education  
 - Awards

Please select the main and the subcategory for your news article.

**Business Category**

Agriculture  
 Cloud, Edge and Infrastructure  
 Cultural Heritage  
 Earth Observation

If your article is related to a business category, please select one or more in this list.

**Tags**

Please add some keywords that fit to your topic, multiple keywords must be separated by a comma. Please do not use a hashtag (#) at the beginning of your keyword.

**Review Comments**

Status  
 URL alias  
 Authoring information  
 Promotion options

Save

Preview

*Figure 12 AI-on-demand - Add News*

## Integration of AI Assets and Research Bundles

Some of the outputs of the TAILOR project include different AI assets such as data sets. Most of these AI assets will be delivered as outcomes from development activities within the TAILOR project. TAILOR can integrate these AI assets with the AI-on-demand platform by adding individual AI assets through the collaboration page and then grouping them accordingly by adding research bundles.

Research Bundles are a part of the AI-on-demand research page and have been created specifically for the needs of Europe's Network of AI Excellence Centres. On the Research Bundle page descriptions of research projects and all the results produced by these projects



are collected. These Research Bundles can provide pointers to papers, software, libraries, data sets, case studies, tutorials, Jupyter notebook, etc.

This allows for the outcomes of the development activities of TAILOR to be assembled into one bundle together with a description of the development activity. A detailed description of how to integrate TAILOR's AI assets and research bundles with the AI-on-demand platform can be found in the different steps below as well as in the video "How to upload the results of your  $\mu$ -projects" on the AI-on-demand platform

(<https://www.ai4europe.eu/education/education-catalog/using-ai-demand-platform-humaneainet>).

Any individual and organisation from the TAILOR project can upload a research bundle onto the AI-on-demand platform by logging in with their EU login. When uploading assets, one of eight different asset types can be selected: As a Service, Dataset, Docker container, Executable, Jupyter Notebook, Library, ML Model, or Tutorial. A research bundle can then be created on the AI-on-demand platform to which the previously added assets will be assigned through nodes. The following steps must be taken to integrate TAILOR's AI assets and research bundles with the AI-on-demand platform:

1. Login to AI-on-demand platform with EU login
2. Go to the Collaboration Page and select AI asset

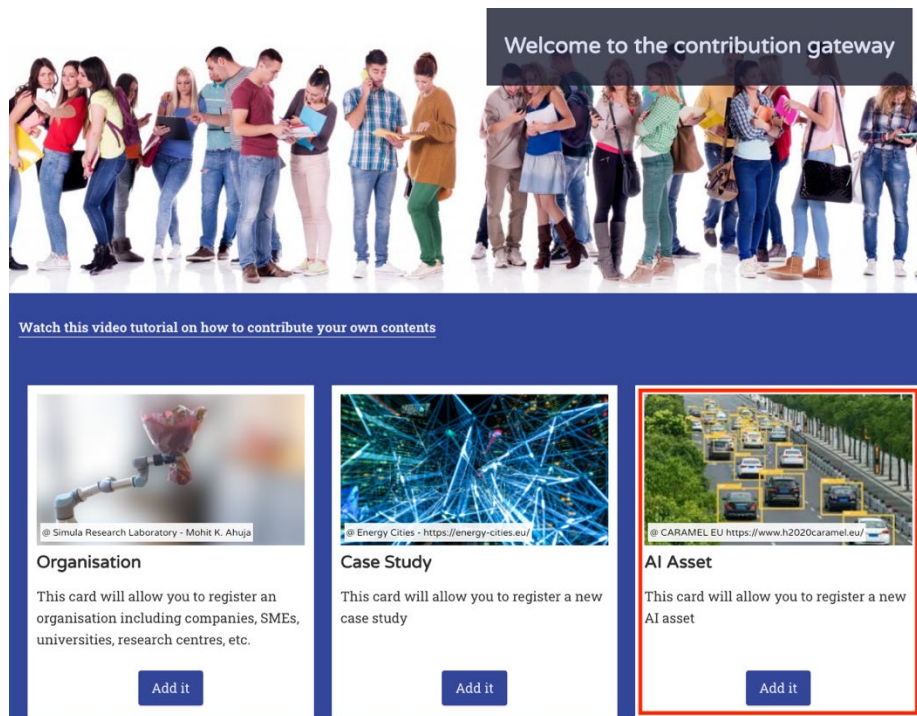


Figure 13 AI-on-demand - Collaboration Page: AI Assets

### 3. Add your AI asset by filling in the different boxes and saving once finished

#### Add your AI Asset

**Title \***

**Summary \***

**Main Characteristic \***

B I U S x<sup>o</sup> x<sub>o</sub> I<sub>x</sub>

**Asset Type**

- None -

**Technical Categories**

- None -

**Business Categories**

- None -

**Research areas**

- None -

**Developed by**

- None -

**License**

- None -

**Other Licence**

**Keywords**

Separate multiple Keywords with a comma "," e.g.: "AI Assets, Machine Learning"

**Your Website**

Show row weights

**URL \***

This must be an external URL such as <http://example.com>

**Link text \***

Link to the asset

**URL**

This must be an external URL such as <http://example.com>

**Link text**

Add another item

**Download**

Choose file No file chosen

One file only.  
256 MB limit.  
Allowed types: txt zip rar gzip gz.

**Media**

No media items are selected.

Add media

One media item remaining

**Contact Details**

**Detailed Description**

B I U S x<sup>o</sup> x<sub>o</sub> I<sub>x</sub>

**GDPR Requirements**

**Trustworthy AI**

**Documents**

**Add a new file**

Choose files No file chosen

Unlimited number of files can be uploaded to this field.  
256 MB limit.  
Allowed types: txt pdf doc docx md zip rar.

**Trustworthy AI Assessment**

*Figure 14 AI-on-demand - Add AI Asset*

4. Add your Research bundle through the collaboration page

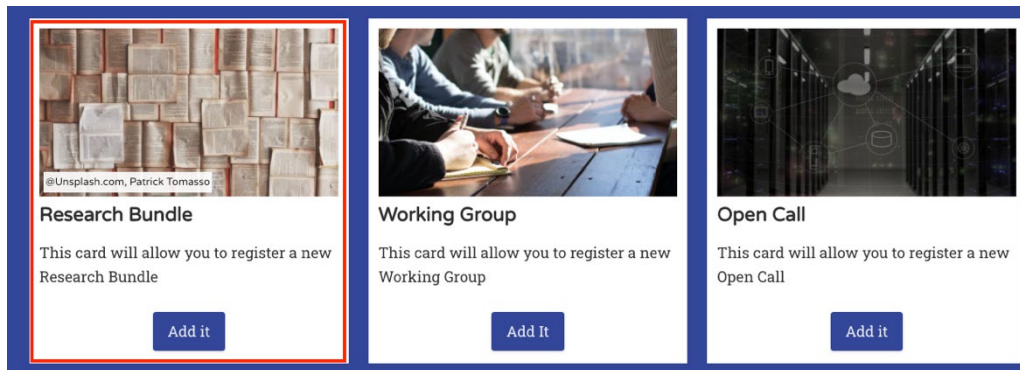


Figure 15 Collaboration Page - Research Bundle

5. Fill in the different boxes and save

## Add your Research Bundle

**Project Name or Acronym \***

**Summary \***

Please enter a brief synopsis of the project (max 20 words)

**Short description \***

**B I U S x' x, I, x** | **Styles** | **Format** | **Source**

(Max 200 words)

**Cover Image**

No media items are selected.

**Add media**

One media item remaining.

**Project Logo**

**Choose file** | No file chosen

One file only.  
256 MB limit.  
Allowed types: png gif jpeg jpg svg.

**Project type \***

- Select -

**Technical categories \***

- Select -

**Technology Readiness Level \***

- Select -

**Keywords**

+

**Add another item**

**Project Website**

**URL**

+

This must be an external URL such as <http://example.com>.

**Add another item**

**Lead institution**

- None -

**Additional information**

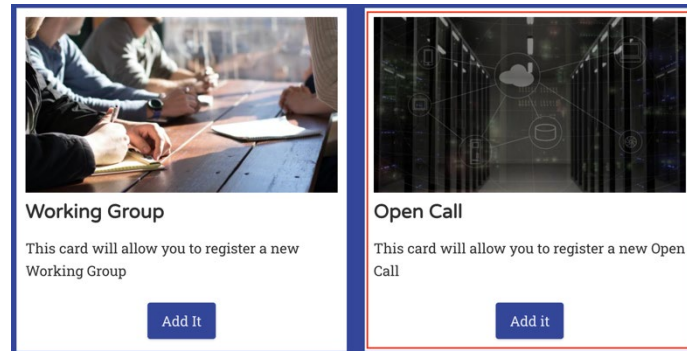
**B I U S x' x, I, x** | **Styles** | **Format** | **Source**

**Contact details \***

Figure 16 AI-on-demand – Add a Research Bundle

## Integration of Open Calls and Expression of Interest

The Connectivity Fund call of TAILOR's WP10 has the objective of providing financial support to AI researchers from all over Europe to visit host institutions within the network or vice versa. The Connectivity Fund call can be integrated with the AI-on-demand platform through the Open Calls Element of the platform. This will help unite Europe's fragmented AI research community by mobilising excellent researchers to collaborate on key AI topics, and enabling young researchers to gain experience in top European AI labs. TAILOR partners can add Open Calls through the collaboration gateway.
















*Figure 17 AI-on-demand - Collaboration Page: Open Call*

### Add your Open Call

**Title \***

**Summary \***

**Description \***

B I U S x' x<sub>2</sub> I<sub>x</sub>      Styles       Format  Source 

**Start and closing date**

Start date

End date

**Media**

No media items are selected.

One media item remaining.

### Submission Link

**URL**

Start typing the title of a piece of content to select it. You can also enter an internal path such as `/node/add` or an external URL such as `http://example.com`. Enter `<front>` to link to the front page. Enter `<nolink>` to display link text only. Enter `<button>` to display keyboard-accessible link text only.

**Link text**

---

**Open Calls Category**

- ☐ Education Vacancy
- ☐ Expression of Interest
- ☐ Financial Support for Third Parties (FSTP) - Cascade Funding
- ☐ Industry Vacancy

---

**Business Category**

- ☐ Agriculture
- ☐ Cloud, Edge and Infrastructure
- ☐ Cultural Heritage
- ☐ Earth Observation
- ☐ Energy
- ☐ Manufacturing
- ☐ Maritime Sector
- ☐ Public Services
- ☐ Regional Engagement - DIHs
- ☐ Telecommunications
- ☐ Transportation

---

**Target Applicants**

- ☐ Companies
- ☐ -Large
- ☐ -Mid-caps
- ☐ -Small and medium enterprises (SMEs)

*Figure 18 AI-on-demand - Add an Open Call*

## Integration of Courses

TAILOR may integrate its courses, such as the Joint EurAI Advanced Course on AI, TAILOR Summer School 2022, with the AI-on-demand platform by either adding these under News and Events or as courses through Education content. Any courses added to the platform via education content will be integrated into the Education page of the AI-on-demand platform and made available through the Education Catalogue.



 <p><b>Document</b></p> <p>This card will allow you to upload a document related to a roadmap, white paper, research agenda, or any other relevant contribution on AI.</p> <p><a href="#">Add it</a></p>	 <p><b>Education content</b></p> <p>This card will allow you to register new courses, education, resources for training, skilling and upskilling organisations and individuals</p> <p><a href="#">Add it</a></p>
---	--

Figure 19 AI-on-demand - Collaboration Page: Education Content

## Add your Education Content

Title \*

Synopsis \*

Short Summary \*

B I U S x² x<sub>e</sub> I<sub>x</sub> ☰ ☲ ☱ ☴ ☵ ☶ ☷ ☸ ☹ ☺ ☻ ☼ ☽ ☾ ☿ ♈ ♉ ♊ ♋ ♌ ♍ ♎ ♏ ♐ ♑ ♒ ♓ ♈ ♉ ♊ ♋ ♌ ♍ ♎ ♏ ♐ ♑ ♒ ♓

Styles ▼ Format ▼ Source ☰

The **synopsis** is visible for users when browsing the education catalogue. Max no character is: 255

The **short summary** of your Education Resource. Max characters: 600

**Education Type \***

**Subject Categories**

**Business Categories**

**Level of Education \***

**Education Provider**

**Target Audience \***

**Keywords**

Order

Add another item

**Your Website**

Order

**URL \***

Start typing the title of a piece of content to select it. You can also enter an internal path such as */node/add* or an external URL such as *http://example.com*. Enter *<front>* to link to the front page. Enter *<nolink>* to display link text only. Enter *<button>* to display keyboard-accessible link text only.

**Link text \***



**URL**

Start typing the title of a piece of content to select it. You can also enter an internal path such as `/node/add` or an external URL such as `http://example.com`. Enter `<front>` to link to the front page. Enter `<nolink>` to display link text only. Enter `<button>` to display keyboard-accessible link text only.

**Link text**

Add another item

**Media**

No media items are selected.

Add media

A logo of your university or private company, or an illustration of the provided educational content. (if not provided the default image will be used)

One media item remaining.

**Contact Details**

Please provide your name and email address.

**Pace \***

- Select a value -

**Self-paced** is mostly used for MOOCS, Tutorials and short courses without interactive elements; **Scheduled** is used for scheduled courses with interactive elements that is not a full-time engagement; **Full-time** is used for programmes or intensive courses that require a full-time engagement from the student.

**Country**

Sweden

**Language \***

Czech

Danish

Dutch

English

☐ **Credits**

Does the course generate university/European credits?

**Prerequisites**

*Figure 20 AI-on-demand - Add Education Content*



## Roles and Publication Process

As leader of WP 11 and Task 11.1, UCC is tasked with the Coordination and Integration of TAILOR initiatives and activities with the AI-on-demand platform. To facilitate the integration process, UCC has developed this deliverable to guide all TAILOR partners in how to integrate AI assets with the platform. The necessary connection to the AI-on-demand platform has been made by UCC. UCC has developed a mailing list for the technical and community initiatives team that consists of partners that should integrate project outputs and assets with the AI-on-demand platform. This mailing list will receive a copy of this deliverable to guide them in integrating content with the AI-on-demand platform and UCC will send regular reminders for the integration of content to ensure that the TAILOR project page on the platform is enriched with TAILOR assets.

As leader of WP 11 and Task 11.1 and as an editorial member of the TAILOR project on the platform UCC retains the permissions of the TAILOR project and is therefore able to modify project information and assign content added on the platform to the TAILOR project. Other TAILOR members can be added to the TAILOR project and also receive these permissions should this be necessary. It is the responsibility of all TAILOR Partners to upload relevant content, such as AI Assets or News, onto the platform and to inform UCC when they have done so, so that the content can then be assigned to the TAILOR project by UCC. Any owner of content, that is to say the person who created the content, as well as TAILOR editorial members (UCC) on the platform can delete or change the content. Should any issues with the uploading of content arise or any modifications be needed for the integration of TAILOR assets, the relevant Partner should communicate this to UCC who will then contact the relevant party of the platform about resolving the issue. The responsibility of adding Milestones and Deliverables as well as any other TAILOR content to the AIOD lies with the relevant WP leaders.

The two tables below provide an overview of these responsibilities and of how different milestones and deliverables can be integrated with the AI-on-demand platform. While UCC is coordinating the integration of TAILOR assets with the AI-on-demand platform and will continuously provide guidance to partners, WP leaders and lead beneficiaries of the deliverables will be tasked with the integration of their outputs with the support of UCC and TAILOR's communications team. For further information ANNEX 1, which is the Editorial and Publication Process from the user guide of the AI-on-demand platform, describes the different steps involved in the publication of assets on the AI-on-demand platform.

### Integration of Milestones

*Table 1 Integrating TAILOR Milestones with AI-on-demand*

Milestone number	Milestone title	WP	How to integrate with AI-on-Demand through Collaboration Page
------------------	-----------------	----	---

MS3	First TAILOR Trustworthy AI Roadmap	WP2, WP8	News, Case Studies
MS4	First TAILOR conference	WP1, WP10	News, Events
MS5	First version of TAILOR Trustworthy AI Report	WP3, WP4, WP5, WP6, WP7	News, Documents
MS6	50% of Connectivity	WP10 12 - TU/e 24	News, Open Calls
MS7	Second TAILOR conference	WP1, WP2, WP8	News, Events
MS8	Third TAILOR conference	WP1, WP10, WP2	News, Events
MS9	Final version of TAILOR Trustworthy AI Report	WP3, WP4, WP5, WP6, WP7	News, Documents
MS10	Successful TAILOR project closing	WP1, WP10, WP11, WP12, WP13, WP2, WP3, WP4, WP5, WP6, WP7, WP8, WP9	News

## Integration of Deliverables

*Table 2 Integrating TAILOR Deliverables with AI-on-demand*

<b>Deliverable number</b>	<b>WP</b>	<b>How to integrate with AI-on-Demand through Collaboration Page</b>
D1.1 Project quality plan	WP1	News
D1.3 First TAILOR Conference	WP1	News, Events
D1.4 Second TAILOR Conference	WP1	News, Events
D1.5 Third TAILOR Conference	WP1	News, Events
D2.1 & D2.5 SRIR v.1 & v.2	WP2	News, Documents
D2.2 Codalab TAILOR templates	WP2	News, AI Assets, Documents
D2.4 Lessons learned from TAILOR benchmarks/challenges	WP2	News, Documents
D3.1 & D3.2 Research Challenges and Technological Gaps of Trustworthy AI v.1 & v.2	WP3	News, Documents
D3.3 & D3.4 Handbook on Trustworthy AI v.1 & v.2	WP3	News, Documents
D4.1 & D4.2 Foundations, techniques, algorithms, and tools for integrating learning, reasoning and optimisation v.1 & v.2	WP4	News, AI Assets, Documents
D4.3 & D4.4 Integrated learning, reasoning, and optimisation in practice v.1 & v.2	WP4	News, Documents
D5.1 & D5.2 Foundations, techniques, algorithms, and tools for allowing autonomous AI agents to decide and learn how to act v.1 & v.2	WP5	News, AI Assets, Documents
D6.1 & D6.2 Foundations, techniques, algorithms, and tools to for social AI v.1 & v.2	WP6	News, AI Assets, Documents
D7.1 & D7.2 Automated AI v.1 & v.2	WP7	News, AI Assets, Documents
D7.5 & D7.6 & D7.7 AutoAI Benchmarks v.1 & v.2 & v.3	WP7	News, AI Assets, Documents
D9.1 & D9.2 AI-driven collaboration tools v.1 & v.2	WP9	News, AI Assets, Documents
D9.5 PhD program, Mapping of AI-oriented PhD programmes at TAILOR partners	WP9	News, Education Content (Courses)

D9.6 PhD program, proposal for joint TAILOR PhD curriculum	WP9	News, Education Content (Courses)
D9.7 & D9.8 & D9.9 Summer School, first, second & third edition	WP9	News, Education Content (Courses)
D10.2 – D10.10 Connectivity Fund call 1-9	WP10	News, Open Call
<b>Other Activities</b>		
Workshops, hackathons and benchmarks, industrial innovation programme and industrial outreach	WP8	News, Events, Open Call
Communication material and activities	WP12	News, Events

## ANNEX 1

This review process is the official review process of the AI-on-demand platform and has been copied here to illustrate the process of publication of content on the AI-on-demand platform.

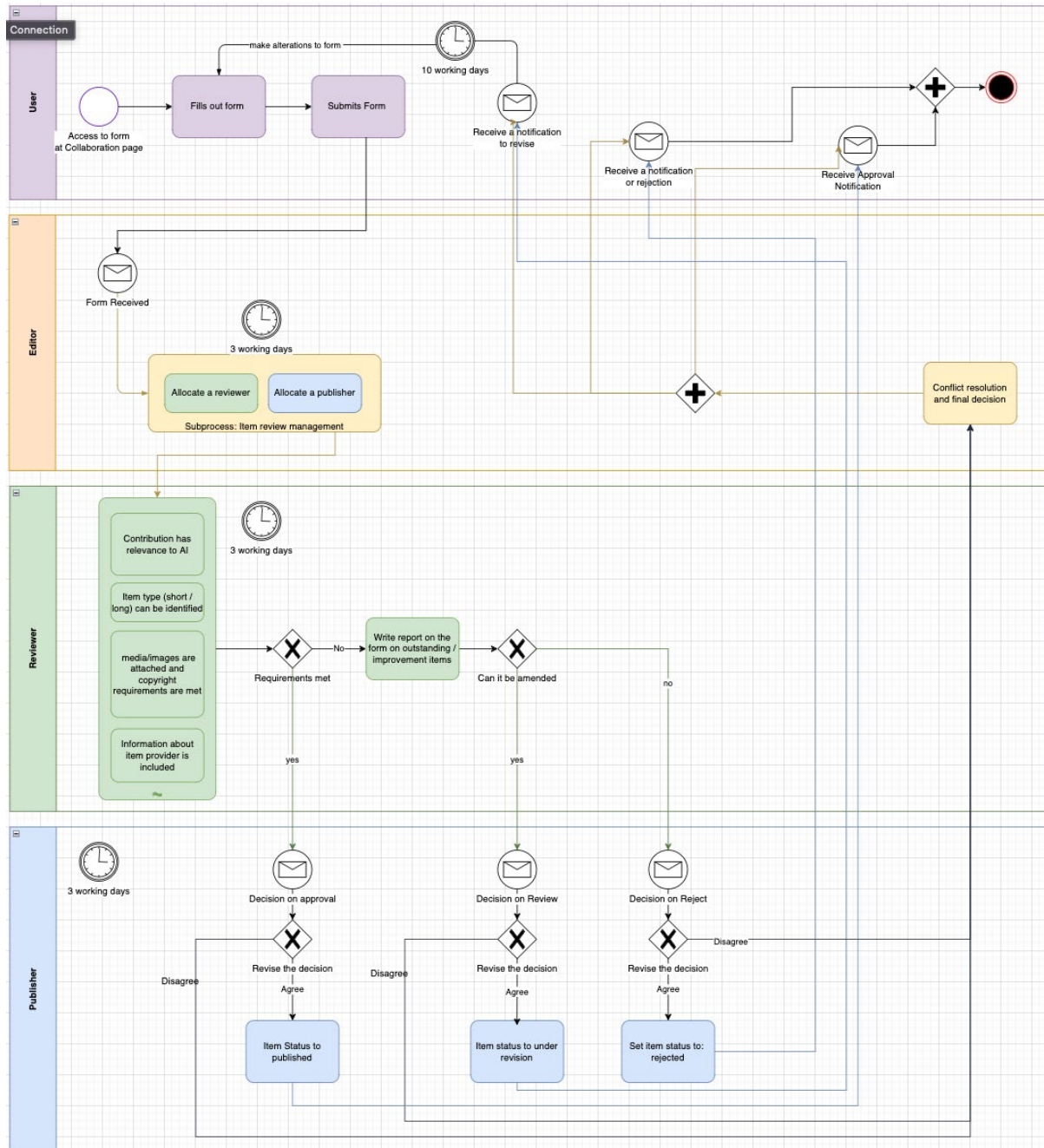


Figure 21 Editorial and Publication Process (from the user guide of the AI-on-demand platform)

There are four main roles in the governance of the AI-on-demand platform, namely users, editors, reviewers, and publishers. The Figure shows how the governance process begins when a user adds content as described in Section 4. After the content has been submitted by the user, the editors of the platform will receive a notification and allocate a reviewer and a publisher within 3 working days. The next step in the governance process is then taken by the

reviewer, who checks within 3 working days whether the content that has been submitted is relevant to AI, if the item type is correct, that copyright requirements are met for media and images and that information about the item provider is included.

- If all requirements are met, the reviewer will recommend publication and pass the item on to a publisher for a decision on approval. The publisher will then either agree with the decision of the reviewer and publish the item or they will disagree and pass the item on to the editor for a final decision.
- If the requirements are not met, the reviewer will write a report on the form of outstanding items or required improvement in the review comments section.
- If the outstanding items or issues can be amended, the reviewer will recommend amendments, deciding on another review.
- If amendments cannot be made, the reviewer will recommend rejection of the item the user has submitted.
- The item is then passed on to a publisher

The publisher then reviews the assessment of the reviewer within 3 working days.

- If the reviewer has recommended publication, the publisher will either agree and publish the content or disagree and revert the final decision to the editor.
- If the reviewer has recommended review, the publisher will either agree and a notification will be sent to the user to revise the content, or the publisher will disagree and revert the final decision to the editor.
- If the reviewer has recommended rejection, the publisher will either agree and reject the content or disagree and revert the final decision to the editor.

At the end of the review process the user will either receive a notification to revise their content, a notification of rejection, or a notification of approval.